



Certificate of Analysis

Sample: KN10127004-002
Harvest/Lot ID: SB101120
Seed to Sale #N/A
Batch Date : 11/01/20
Batch#: SB0RCF719
Sample Size Received: 30 gram
Retail Product Size: 30
Ordered : 01/21/21
Sampled : 01/21/21
Completed: 02/02/21 Expires: 02/02/22
Sampling Method: SOP Client Method

PASSED

Page 1 of 1

Feb 02, 2021 | Heartland Hemp Inc.

6802 Ridge Rd.
Port Richey, FL, 34668, US




PRODUCT IMAGE SAFETY RESULTS





Pesticides
NOT TESTED



Heavy Metals
NOT TESTED



Microbials
NOT TESTED


Mycotoxins
NOT TESTED


Residuals
Solvents
NOT TESTED


Filtration
NOT TESTED


Water Activity
NOT TESTED


Moisture
NOT TESTED


Terpenes
NOT TESTED

MISC.

CANNABINOID RESULTS



Total THC
0.116%



Total CBD
3.930%



Total Cannabinoids
4.384%

TOTAL CANN	TOTAL THC	TOTAL CBD	CBDV	CBDA	CBGA	CBG	CBD	THCV	CBN	D9-THC	D8-THC	CBC	THCA
4.384%	0.116%	3.930%	0.014%	ND	ND	0.064%	3.930%	0.012%	0.019%	0.099%	ND	0.224%	0.020%
43.840 mg/g	1.160 mg/g	39.300 mg/g	0.140 mg/g	ND	ND	0.640 mg/g	39.300 mg/g	0.120 mg/g	0.190 mg/g	0.990 mg/g	ND	2.240 mg/g	0.200 mg/g
LOD	0.01 %	0.01 %	0.01 %	0.01 %	0.01 %	0.01 %	0.01 %	0.01 %	0.01 %	0.01 %	0.01 %	0.01 %	0.01 %

Cannabinoid Profile Test

Analyzed by 113	Weight 0.2296g	Extraction date : NA	Extracted By : NA
Analysis Method - Expanded Measurement of Uncertainty: Flower Matrix d9-THC:12.7%, THCa: 9.5%, TOTAL THC 11.1%. These uncertainties represent an expanded uncertainty expressed at approximately the 95% confidence level using a coverage factor k=2 for a normal distribution.			
Analytical Batch - KN000336POT	Instrument Used : HPLC E-SHI-008		
Reagent 120320.R02 012621.R09 011421.R24	Dilution 40	Consums. ID 00298878 19/07/15 191208060	
Full spectrum cannabinoid analysis utilizing High Performance Liquid Chromatography with UV detection (HPLC-UV). (Method: SOP.T.30.050 for sample prep and Shimadzu High Sensitivity Method SOP.T.40.020 for analysis.) *Based on FL action limits.			

This report shall not be reproduced, unless in its entirety, without written approval from Kaycha Labs. This report is an Kaycha Labs certification. The results relate only to the material or product analyzed. Test results are confidential unless explicitly waived otherwise. Void after 1 year from test end date. Cannabinoid content of batch material may vary depending on sampling error. IC=In-control QC parameter, NC=Non-controlled QC parameter, ND=Not Detected, NA=Not Analyzed, ppm=Parts Per Million, ppb=Parts Per Billion. Limit of Detection (LoD) and Limit Of Quantitation (LoQ) are terms used to describe the smallest concentration that can be reliably measured by an analytical procedure. RPD=Reproducibility of two measurements. Action Levels are State determined thresholds for human safety for consumption and/or inhalation. The result >99% are variable based on uncertainty of measurement (UM) for the analyte. The UM error is available from the lab upon request. The "Decision Rule" for the pass/fail does not include the UM. The limits are based on F.S. Rule 64-4.310.

Sue Ferguson
Lab Director
State License # n/a
ISO Accreditation #
17025:2017


Signature

02/02/2021

Signed On